

MICRO-TEACHING LESSON PLAN

Skill: Achieving Closure

Sub: Social Science


Identification of Data:

Subject: Social Studies Topic: Physical Divisions of Assam Class: VII	Teacher Trainee: Time: Date:
--	---


Teaching Aids:

- ❖ **General Teaching Aids:** Blackboard, Chalk, Duster, Pointer
- ❖ **Specific Teaching Aids:**

Steps	Teacher's Activities	Pupil's Activities	Components of the skill
I N T R O D U C T I O N	<p>The teacher will say, "Today we have learnt about the physical divisions of Assam."</p> <p>In order to achieve closure, he/she will ask the following questions:</p>	<p>Pupils will listen attentively to the teacher.</p> <p>The pupils are expected to answer in the following way:</p>	




Steps	Teacher's Activities	Pupil's Activities	Components of the skill
D E V E L O P M E N T	<p>The teacher will say, “Today we have learnt about the physical divisions of Assam.”</p>	<p>Pupils will listen attentively to the teacher.</p>	
	<p>In order to achieve closure, he/she will ask the following questions:</p>	<p>The pupils are expected to answer in the following way:</p>	
	<p>1. What are the three physical divisions of Assam?</p> <p>2. What are the boundaries of the Brahmaputra Valley?</p> <p>3. What is the importance of the river Brahmaputra on the life of the Assamese people?</p>	<p>1. (a)The plains of the Brahmaputra valley in the north. (b)The plains of the Barak Valley on the South. (c)-----</p> <p>2. North and East: foothills of the Himalayas South: Naga hills and Karbi hills West: West Bengal and Bangladesh</p> <p>3. Due to the presence of the mighty river Brahmaputra, the land becomes fertile, and agriculture emerges as the chief means of livelihood. That is why more than 70% of the Assamese people are cultivators.</p>	<p>Consolidation of learning by questioning and statement</p> <p>Application of acquired knowledge.</p>



D E V E L O P M E N T	<p>4. Name the main towns of Assam which are situated on the bank of the Brahmaputra?</p> <p>(If necessary that teacher will take the help of the blackboard summary or a roller blackboard to consolidate the main points.)</p>	<p>4. Guwahati, Dibrugarh, Tezpur, Dhubri, Goalpara.</p>	<p>Creating a sense of Achievement.</p>
--	--	--	---

Steps	Teacher's Activities	Pupil's Activities	Components of the skill
C O M P L E T I O N	<p>After asking the question the teacher will appreciate the students for their answers as ok, good, you have come to learn many more things regarding the concept of Physical division of Assam.</p> <p>The teacher will then say, "Today we have learnt about the physical divisions of Assam, and in our next classes we will learn about the physical divisions of India."</p>	<p>The pupils will listen attentively, and they will feel happy.</p> <p>The pupils will show eagerness to learn more.</p>	<p>Cognitive link</p>



C O M P L E T I O N	<p>Next, the teacher to test the <u>Application of acquired knowledge</u> of the students, he/she will give following questions as home assignment: $5+5=10$</p> <p>1. Write an essay on the impact of the three types of physical divisions of Assam on the lifestyle of the people of Assam?</p> <p>Draw a map of Assam and locate there its physical divisions.</p>	<p>The pupils will note down the question on their exercise book.</p>	<p>Application of acquired knowledge/skill</p>
--	---	---	--

Visit Our Website for More Micro Lesson Plan

<https://gyanshalatips.in/>